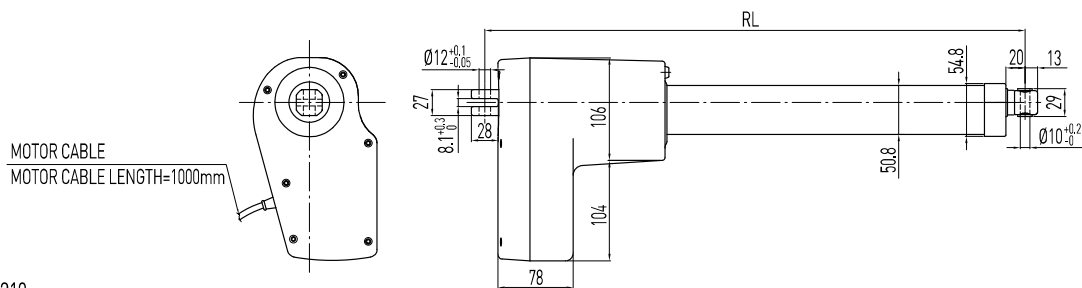
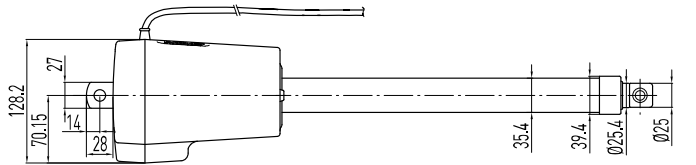


Linear Actuator

LAN Series

16. HIWIN LAN Series (2)

LAN3



- RL = S+210
Stroke < 200
- RL = S+260
Stroke: 200-500mm
- RL: Retracted length
- S: Stroke length

Table 16.1 Specifications

Screw type	ACME
Weight*	5.31kg
Protection	IP54
Compatible controller	LAK6B / LAK2J
Working temp.	+5°C~40°C

* Stroke length 200mm

Option:

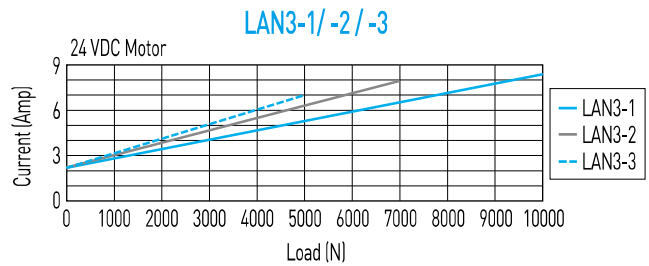
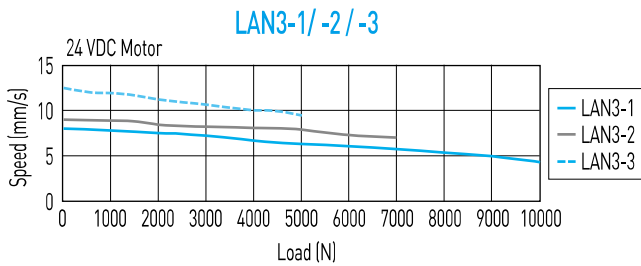
- (1) IP66
- (2) Potentiometer 10K ohm (RL = S+221, S ≤ 200mm / RL = S+271, S: 200-500mm)
* The max. stroke lengths with potentiometer: LAN3-1 Max.250mm, LAN3-2, Max.330mm, LAN3-3 Max.420mm
- (3) Mechanical Spline (RL = S+252, S ≤ 200mm / RL = S+302, S: 200-500mm)
- (4) Safety Nut (RL = S+222, S ≤ 200mm / RL = S+272, S: 200-500mm);
Safety Nut+Mechanical Spline (RL = S+259, S ≤ 200mm / RL = S+309, S = 200-500mm)
- (5) Mechanical quick release
- (6) Back fixture turned 90°
- (7) Fast motor 24Q
- (8) 36VDC motor
- (9) External reed switches (RL = S+290, S ≤ 200mm / RL = S+340, S = 200-500mm)
- (10) MR Sensor feedback
- (11) Plug: DIN 4PIN plug / Stereo plug / Mono plug

Table 16.2 LAN3 Specifications

Model	Thrust max. (N)	Pulling max. (N)	Holding max. (N)	Speed (mm/s) Load = Max. / Load = 0	Standard stroke (mm) : S	Duty cycle %	Current max. (A) 24VDC	Potentiometer Resolution (Ohm/mm)	MR Sensor Resolution (mm/pulse)
LAN3-1	10000	6000	10000	4.5 / 8	100 150 200 250 300 350 400 - -	10	8.3	37.5	0.16
LAN3-2	7000	6000	7000	6.5 / 9	100 150 200 250 300 350 400 450 500	10	8	28	0.22
LAN3-3	5000	5000	5000	9 / 12.5	100 150 200 250 300 350 400 450 500	10	7	22.5	0.27

* Stroke over 200mm (included), RL=S+260

* Min. input power = Voltage x Current max.



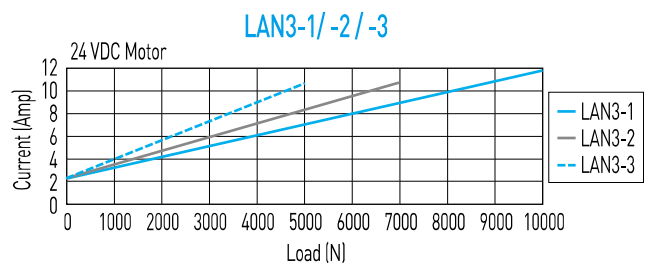
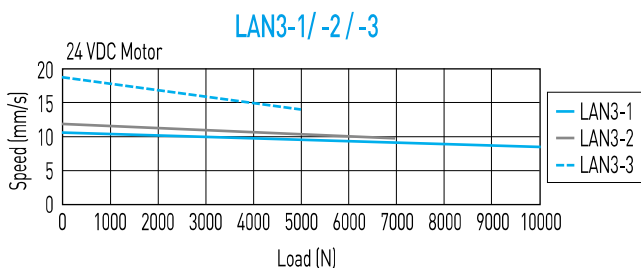
**Note: The test results are obtained by using the 24VDC power supply and holding by motor short-circuited.

Table 16.3 Fast Motor 24Q

Model	Thrust max. (N)	Pulling max. (N)	Holding max. (N)	Speed (mm/s) Load = Max. / Load = 0	Standard stroke (mm) : S	Duty cycle %	Current max. (A) 24VDC	Potentiometer Resolution (Ohm/mm)	MR Sensor Resolution (mm/pulse)
LAN3-1	10000	6000	10000	7 / 11	100 150 200 250 300 350 400 - -	10	12	37.5	0.16
LAN3-2	7000	6000	7000	9 / 13	100 150 200 250 300 350 400 450 500	10	11	28	0.22
LAN3-3	5000	5000	5000	13 / 18	100 150 200 250 300 350 400 450 500	10	11	22.5	0.27

* Stroke over 200mm (included), RL=S+260

* Min. input power = Voltage x Current max.



**Note: The test results are obtained by using the 24VDC power supply and holding by motor short-circuited.

Ordering Information

LAN3 - 1 1 - 0 - 200 - 24 G E						
Model number	Force direction	1: Basic model complete with internal limit switches	Stroke length	Voltage	Color	Special models according to the customer's requirement (Ignore this part of the serial number if not available)
	1: Standard 2: Suspending install, pull			24: Standard motor 24Q: Fast motor	B : Black G : Gray	